

Article

590.YA323B
SWITCHING UNIT BASE MOUNT.32A 3P

Picture



Master data

Minimum order	6 NR
Net Weight	0.101 KG
EAN code	8001636106243
INTRASTAT code	85365080






TechData

Commercial series	COMMAND Series
Synthetical description	SWITCH DISCONNECTOR
Type	BOX (B)
Rated current	32A
Poles	3P
Switch size	Y1

Approvals and Certifications

-  UE
Declaration of conformity
-  I.M.Q.
Istituto Italiano del Marchio di Qualità
-  C UL US LISTED (USA)
Underwriters Laboratories Inc.
-  EAC
Eurasian Conformity

Standards and Laws

-  EN 60947-3 (2006)
[European Standard] Low-voltage switchgear and controlgear - Part 3: Switches, disconnectors, switch-disconnectors and fuse-combination units
-  EN 60947-1 (2007)
[European Standard] Low-voltage switchgear and controlgear - Part 1: General rules
-  EN 60947-1/A1 (2011)
[European Standard] Low-voltage switchgear and controlgear - Part 1: General rules
-  EN 60947-3/A1 (2011)
[European Standard] Low-voltage switchgear and controlgear Part 3: Switches, disconnectors, switch-disconnectors and fuse-combination units
-  UL 60947-1
[American Standard] Low-Voltage Switchgear and Controlgear - Part 1: General rules



UL 60947-4-1
[American Standard] Low-Voltage Switchgear and Controlgear - Part 4-1: Contactors and Motor-Starters - Electromechanical Contactors and Motor-Starters



CSA C22.2 No. 60947-1-13
[Canadian Standard] Low-voltage switchgear and controlgear - Part 1: General rules



CSA C22.2 No. 60947-4-1-14
[Canadian Standard] Low-voltage switchgear and controlgear - Part 4-1: Contactors and motor-starters - Electromechanical contactors and motor-starters



EN 60947-1/A2 (2014)
[European Standard] Low-voltage switchgear and controlgear - Part 1: General rules



EN 60947-3/A2 (2015)
[European Standard] Low-voltage switchgear and controlgear Part 3: Switches, disconnectors, switch-disconnectors and fuse-combination units

Packaging

Description	Box
Quantity	6
EAN code	8001636526515
Gross weight	0.732 KG
Volume	3833.027 CCM
Dimensions	163x183x128.5 (MM)

Annexed



Instruction manual



Technical drawing [DWG]




Technical drawing [PDF]




Technical drawing [STP]




Note:

> BOX (B) = Base mounting 

> DIN rail fixing 

Articoli Collegati:

	590.PL004001	CONTACT NC - 16A (x 16-32-40A) - Red
--	--------------	--------------------------------------

	590.PL004002	CONTACT NO - 16A (x 16-32-40A) - Green
	590.YM48B1	SWITCH FRONT OPER.48 R/Y DOOR LOCK BASE
	590.YM48B2	SWITCH FRONT OPER.48 B/G DOOR LOCK BASE
	590.YM49B1	SWITCH FRONT OPER.48 R/Y DOOR LOCK PADLO
	590.YM49B2	SWITCH FRONT OPER.48 B/G DOOR LOCK PADLO
	590.YM50B1	FRONT OPERATOR 16A 32A 40A 48x48 IP65
	590.YM50B2	FRONT OPERATOR 16A 32A 40A 48x48 IP65
	590.YM51B1	FRONT OPERATOR PADLOCKABLE 16A 32A 40A
	590.YM51B2	FRONT OPERATOR PADLOCKABLE 16A 32A 40A

...More...